

- Do not open any of the seed packets;
- Do not plant any of the seed;
- If already opened, place all materials (seeds & packaging) into a zip lock bag,
- Provide recipient USDA Smuggling Interdiction and Trade Compliance (SITC) office contact information for the recipient's respective county included in the attached 'SITC Areas of Coverage' map.
- If recipient is unwilling to mail the package, provide alternatives to taking possession of shipment. For example: make appointment for a no-contact Covid-safe visit, provide a drop off location (SITC or CAC office), or other agreed upon process
- If seeds cannot be collected using the above process then, and as a last option, request homeowner hold the seeds until they can be disposed of using a USDA-approved method (below).

The CAC official should complete the following tasks if conducting a site visit:

- Collect all materials and place in a 2nd Ziploc bag for safeguarding,
- Take pictures of the packaging materials (labels, bags of seeds, envelopes);
- Deliver collected materials to SITC office for safeguarding/storage
- For safety it is recommended that officials wear latex or vinyl gloves

USDA-Approved Destruction and Disposal Options:

USDA APHIS Science & Technology (S&T) recommends the following options for destruction of seeds and planted seeds from China. Please keep in mind as better alternatives are developed this guidance may change. The preferred method for disposal would be any established quarantine disposal option like incineration or deep burial under compliance; however, where this is not feasible please be guided by the following options available now:

USDA-Approved Dry Heat (oven) Method for Seeds:

- Preheat oven to 325F (163C)
- Place seeds in a monolayer on a baking pan (or cookie sheet) lined with tinfoil
- Dispose of empty seed packet in the trash.
- Place seed in pre-heated oven and maintain for 30 min.
- Remove from oven and allow to cool
- Double bag the baked seeds in plastic baggies and dispose of in trash

USDA-Approved Destruction Options for Potted Seeds/Plants:

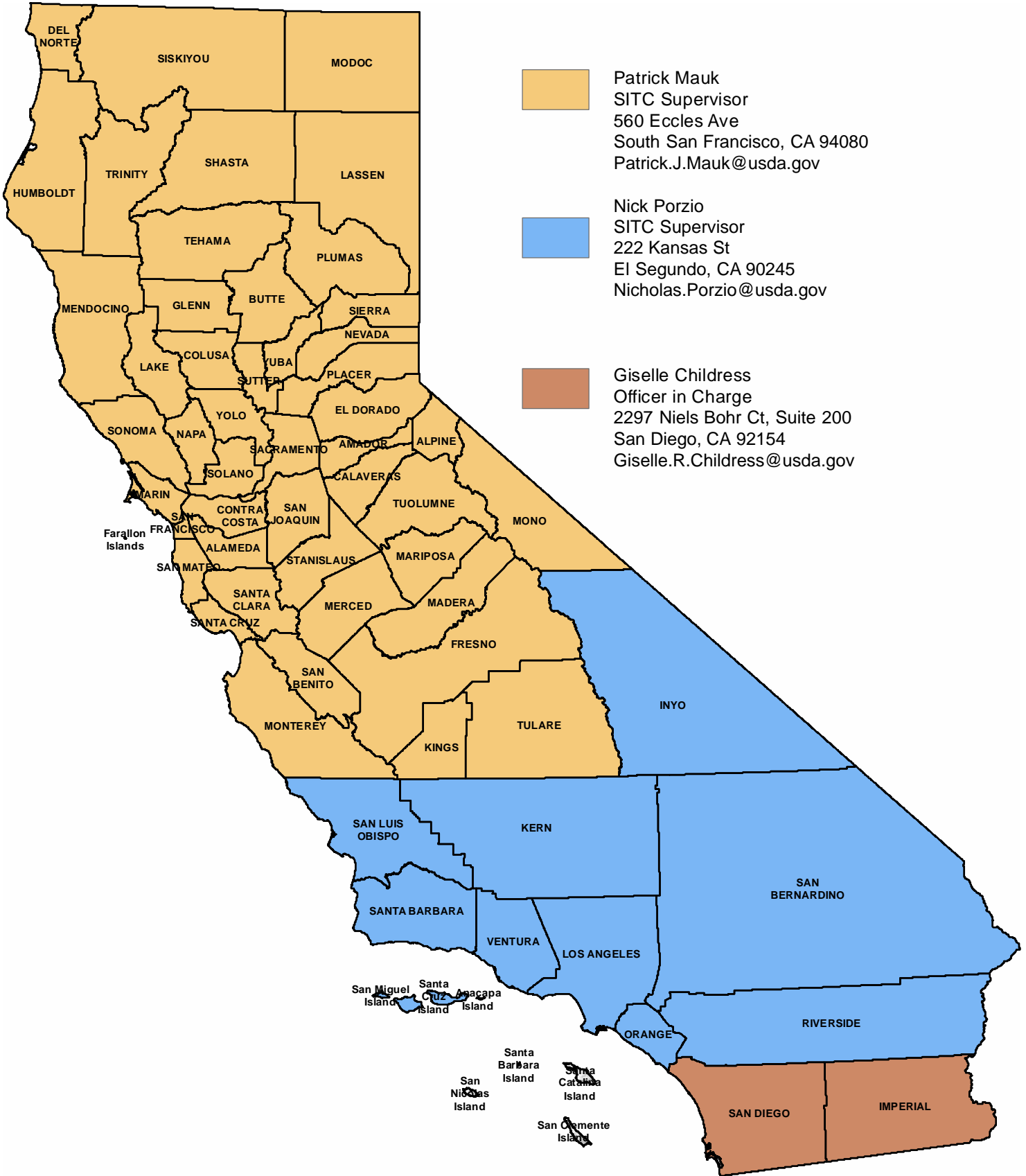
- Remove the plants (including soil) and place inside a plastic bag. Use the thickest plastic bag available. Squeeze as much air out of the bag as possible. Seal the bag.
- Place inside a second plastic bag. Squeeze as much air out of the bag as possible. Seal second bag.
- Dispose of the double-bagged plant material/soil into trash, do not compost.
- Dispose of the planting container in 2 trash bags as described above (recommended). Or:
- Remove as much soil as possible from inside the pot with a paper towel.
- Wash the planting container with soap and water to remove dirt.
- Soak the planting container in a 10% bleach solution for 30 minutes, rinse and refrain from planting new material in the container for 12 months.


- Collect runoff from washing the planting container and put it down the drain or toilet.


USDA-Approved Destruction Options for Seeds/Plants Sowed in Ground:


- Remove the plants including the surrounding soil, including 3 inches of soil around the seeds/plants.
- Where seed germination has not occurred, remove the soil presumed to contain the planted seeds.
- Place plant and soil material inside a plastic bag. Use the thickest plastic bag you have available. Squeeze as much air out of the bag as possible. Seal the bag.
- Place inside a second plastic bag. Squeeze as much air out of the bag as possible. Seal second bag.
- Dispose of the double-bagged plant material/soil into trash, do not compost.
- Refrain from planting new plants in the affected area for 12 months and remove any plants that grow in the area.

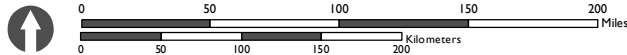
If you have any questions, please contact John Chitambar, CDFA Pest Exclusion, (john.chitambar@cdfa.ca.gov)



 Patrick Mauk
SITC Supervisor
560 Eccles Ave
South San Francisco, CA 94080
Patrick.J.Mauk@usda.gov

 Nick Porzio
SITC Supervisor
222 Kansas St
El Segundo, CA 90245
Nicholas.Porzio@usda.gov

 Giselle Childress
Officer in Charge
2297 Niels Bohr Ct, Suite 200
San Diego, CA 92154
Giselle.R.Childress@usda.gov



Data Source: USDA, APHIS, PPQ
Date Created: 1/27/2020
USDA, APHIS, PPQ
650 Capitol Mall, Suite 6-400
Sacramento, CA 95814

These data, and all the information contained therein, have been collected by the U.S. Department of Agriculture's Animal and Plant Health Inspection Service (APHIS), or by its cooperators on APHIS' behalf, for restricted government purposes only and is the sole property of APHIS. See full disclaimer: www.aphis.usda.gov/help/map-disclaimer